

001 FILTRITE GRANULAR POOL CHLORINE

Clark Rubber

Chemwatch: 5630-64
 Version No: 2.1
 Safety Data Sheet according to WHS Regulations (Hazardous Chemicals) Amendment 2020 and ADG requirements

Chemwatch Hazard Alert Code: 3

Issue Date: 22/09/2023
 Print Date: 28/03/2024
 S.GHS.AUS.EN.E

SECTION 1 Identification of the substance / mixture and of the company / undertaking

Product Identifier

Product name	001 FILTRITE GRANULAR POOL CHLORINE
Chemical Name	Not Applicable
Synonyms	Not Available
Proper shipping name	CALCIUM HYPOCHLORITE, HYDRATED, with not less than 5.5% but not more than 16% water.; CALCIUM HYPOCHLORITE, HYDRATED MIXTURE, with not less than 5.5% but not more than 16% water
Chemical formula	Not Applicable
Other means of identification	Not Available

Relevant identified uses of the substance or mixture and uses advised against

Relevant identified uses	Swimming pool chemical, algaecide, biocide and oxidant.
--------------------------	---------------------------------------------------------

Details of the manufacturer or supplier of the safety data sheet

Registered company name	Clark Rubber
Address	Admin Building, 1/12 Elizabeth Street, Hawthorn VIC 3122 Australia
Telephone	+61 3 8727 999
Fax	+61 3 9729 3266
Website	http://www.clarkrubber.com.au
Email	reception@clarkrubber.com.au

Emergency telephone number

Association / Organisation	CHEMWATCH EMERGENCY RESPONSE (24/7)
Emergency telephone numbers	+61 1800 951 288
Other emergency telephone numbers	+61 3 9573 3188

Once connected and if the message is not in your preferred language then please dial 01

SECTION 2 Hazards identification

Classification of the substance or mixture

Poisons Schedule	S6
Classification ^[1]	Oxidizing Solids Category 2, Acute Toxicity (Oral) Category 4, Skin Corrosion/Irritation Category 1B, Serious Eye Damage/Eye Irritation Category 1, Hazardous to the Aquatic Environment Acute Hazard Category 1, Hazardous to the Aquatic Environment Long-Term Hazard Category 1
Legend:	1. Classified by Chemwatch; 2. Classification drawn from HCIS; 3. Classification drawn from Regulation (EU) No 1272/2008 - Annex VI

Label elements

Hazard pictogram(s)	
Signal word	Danger

Hazard statement(s)

H272	May intensify fire; oxidiser.
H302	Harmful if swallowed.
H314	Causes severe skin burns and eye damage.
H410	Very toxic to aquatic life with long lasting effects.
AUH029	Contact with water liberates toxic gas.

AUH031	Contact with acid liberates toxic gas.
--------	----------------------------------------

Precautionary statement(s) Prevention

P210	Keep away from heat, hot surfaces, sparks, open flames and other ignition sources. No smoking.
P260	Do not breathe dust/fume.
P264	Wash all exposed external body areas thoroughly after handling.
P280	Wear protective gloves, protective clothing, eye protection and face protection.
P220	Keep away from clothing and other combustible materials.
P270	Do not eat, drink or smoke when using this product.
P273	Avoid release to the environment.

Precautionary statement(s) Response

P301+P330+P331	IF SWALLOWED: Rinse mouth. Do NOT induce vomiting. If more than 15 mins from Doctor, INDUCE VOMITING (if conscious).
P303+P361+P353	IF ON SKIN (or hair): Take off immediately all contaminated clothing. Rinse skin with water [or shower].
P305+P351+P338	IF IN EYES: Rinse cautiously with water for several minutes. Remove contact lenses, if present and easy to do. Continue rinsing.
P310	Immediately call a POISON CENTER/doctor/physician/first aider.
P370+P378	In case of fire: Use water jets to extinguish.
P363	Wash contaminated clothing before reuse.
P391	Collect spillage.
P301+P312	IF SWALLOWED: Call a POISON CENTER/doctor/physician/first aider if you feel unwell.
P304+P340	IF INHALED: Remove person to fresh air and keep comfortable for breathing.

Precautionary statement(s) Storage

P405	Store locked up.
------	------------------

Precautionary statement(s) Disposal

P501	Dispose of contents/container to authorised hazardous or special waste collection point in accordance with any local regulation.
------	----------------------------------------------------------------------------------------------------------------------------------

SECTION 3 Composition / information on ingredients**Substances**

See section below for composition of Mixtures

Mixtures

CAS No	%[weight]	Name
7778-54-3	>60	<u>calcium hypochlorite, hydrated</u>
Not Available		decomposes slowly and releases
7782-50-5		<u>chlorine</u>
Legend:	1. Classified by Chemwatch; 2. Classification drawn from HCIS; 3. Classification drawn from Regulation (EU) No 1272/2008 - Annex VI; 4. Classification drawn from C&L; * EU IOELVs available	

SECTION 4 First aid measures**Description of first aid measures**

Eye Contact	<p>If this product comes in contact with the eyes:</p> <ul style="list-style-type: none"> ▶ Immediately hold eyelids apart and flush the eye continuously with running water. ▶ Ensure complete irrigation of the eye by keeping eyelids apart and away from eye and moving the eyelids by occasionally lifting the upper and lower lids. ▶ Continue flushing until advised to stop by the Poisons Information Centre or a doctor, or for at least 15 minutes. ▶ Transport to hospital or doctor without delay. ▶ Removal of contact lenses after an eye injury should only be undertaken by skilled personnel.
Skin Contact	<p>If skin or hair contact occurs:</p> <ul style="list-style-type: none"> ▶ Immediately flush body and clothes with large amounts of water, using safety shower if available. ▶ Quickly remove all contaminated clothing, including footwear. ▶ Wash skin and hair with running water. Continue flushing with water until advised to stop by the Poisons Information Centre. ▶ Transport to hospital, or doctor.
Inhalation	<ul style="list-style-type: none"> ▶ If fumes or combustion products are inhaled remove from contaminated area. ▶ Lay patient down. Keep warm and rested. ▶ Prostheses such as false teeth, which may block airway, should be removed, where possible, prior to initiating first aid procedures. ▶ Apply artificial respiration if not breathing, preferably with a demand valve resuscitator, bag-valve mask device, or pocket mask as trained. Perform CPR if necessary. ▶ Transport to hospital, or doctor. ▶ If dust is inhaled, remove from contaminated area. ▶ Encourage patient to blow nose to ensure clear breathing passages. ▶ Ask patient to rinse mouth with water but to not drink water. ▶ Seek immediate medical attention. ▶ Inhalation of vapours or aerosols (mists, fumes) may cause lung oedema. ▶ Corrosive substances may cause lung damage (e.g. lung oedema, fluid in the lungs). ▶ As this reaction may be delayed up to 24 hours after exposure, affected individuals need complete rest (preferably in semi-recumbent posture) and must be kept under medical observation even if no symptoms are (yet) manifested. ▶ Before any such manifestation, the administration of a spray containing a dexamethasone derivative or beclomethasone derivative may be considered. <p>This must definitely be left to a doctor or person authorised by him/her. (ICSC13719)</p>
Ingestion	<ul style="list-style-type: none"> ▶ For advice, contact a Poisons Information Centre or a doctor at once.

001 FILTRITE GRANULAR POOL CHLORINE

- ▶ Urgent hospital treatment is likely to be needed.
- ▶ **If swallowed do NOT induce vomiting.**
- ▶ If vomiting occurs, lean patient forward or place on left side (head-down position, if possible) to maintain open airway and prevent aspiration.
- ▶ Observe the patient carefully.
- ▶ Never give liquid to a person showing signs of being sleepy or with reduced awareness; i.e. becoming unconscious.
- ▶ Give water to rinse out mouth, then provide liquid slowly and as much as casualty can comfortably drink.
- ▶ Transport to hospital or doctor without delay.

Indication of any immediate medical attention and special treatment needed

For acute or repeated exposures to hypochlorite solutions:

- ▶ Release of small amounts of hypochlorous acid and acid gases from the stomach following ingestion, is usually too low to cause damage but may be irritating to mucous membranes. Buffering with antacid may be helpful if discomfort is evident.
- ▶ Evaluate as potential caustic exposure.
- ▶ Decontaminate skin and eyes with copious saline irrigation. Check exposed eyes for corneal abrasions with fluorescein staining.
- ▶ Emesis or lavage and catharsis may be indicated for mild caustic exposure.
- ▶ Chlorine exposures require evaluation of acid/base and respiratory status.
- ▶ Inhalation of vapours or mists may result in pulmonary oedema.

ELLENHORN and BARCELOUX: Medical Toxicology.

Excellent warning properties force rapid escape of personnel from chlorine vapour thus most inhalations are mild to moderate. If escape is not possible, exposure to high concentrations for a very short time can result in dyspnea, haemophysis and cyanosis with later complications being tracheobroncho-pneumonitis and pulmonary oedema. Oxygen, intermittent positive pressure breathing apparatus and aerosolised bronchodilators are of therapeutic value where chlorine inhalation has been light to moderate. Severe inhalation should result in hospitalisation and treatment for a respiratory emergency.

Any chlorine inhalation in an individual with compromised pulmonary function (COPD) should be regarded as a severe inhalation and a respiratory emergency. [CCINFO, Dow 1988]

Effects from exposure to chlorine gas include pulmonary oedema which may be delayed. Observation in hospital for 48 hours is recommended

Diagnosed asthmatics and those people suffering from certain types of chronic bronchitis should receive medical approval before being employed in occupations involving chlorine exposure.

If burn is present, treat as any thermal burn, after decontamination.

Depending on the degree of exposure, periodic medical examination is indicated. The symptoms of lung oedema often do not manifest until a few hours have passed and they are aggravated by physical effort. Rest and medical observation is therefore essential. Immediate administration of an appropriate spray, by a doctor or a person authorised by him/her should be considered.

(ICSC24419/24421)

SECTION 5 Firefighting measures**Extinguishing media**

FOR SMALL FIRE:

- ▶ USE FLOODING QUANTITIES OF WATER.
- ▶ **DO NOT** use dry chemical, CO₂, foam or halogenated-type extinguishers.

FOR LARGE FIRE

- ▶ Flood fire area with water from a protected position

Special hazards arising from the substrate or mixture

Fire Incompatibility	<ul style="list-style-type: none"> ▶ Avoid storage with reducing agents. ▶ Avoid any contamination of this material as it is very reactive and any contamination is potentially hazardous
-----------------------------	-------------------------------------------------------------------------------------------------------------------------------------------------------------------------------------------------------------------

Advice for firefighters

Fire Fighting	<ul style="list-style-type: none"> ▶ Alert Fire Brigade and tell them location and nature of hazard. ▶ May be violently or explosively reactive. ▶ Wear full body protective clothing with breathing apparatus. ▶ Prevent, by any means available, spillage from entering drains or water courses. ▶ Fight fire from a safe distance, with adequate cover. ▶ Extinguishers should be used only by trained personnel. ▶ Use water delivered as a fine spray to control fire and cool adjacent area. ▶ DO NOT approach containers suspected to be hot. ▶ Cool fire exposed containers with water spray from a protected location. ▶ If safe to do so, remove containers from path of fire. ▶ If fire gets out of control withdraw personnel and warn against entry. ▶ Equipment should be thoroughly decontaminated after use.
Fire/Explosion Hazard	<ul style="list-style-type: none"> ▶ Will not burn but increases intensity of fire. ▶ Heating may cause expansion or decomposition leading to violent rupture of containers. ▶ Heat affected containers remain hazardous. ▶ Contact with combustibles such as wood, paper, oil or finely divided metal may produce spontaneous combustion or violent decomposition. ▶ May emit irritating, poisonous or corrosive fumes. <p>Decomposition may produce toxic fumes of: hydrogen chloride</p>
HAZCHEM	1W

SECTION 6 Accidental release measures**Personal precautions, protective equipment and emergency procedures**

See section 8

Environmental precautions

See section 12

Methods and material for containment and cleaning up

Minor Spills	<ul style="list-style-type: none"> ▶ Drains for storage or use areas should have retention basins for pH adjustments and dilution of spills before discharge or disposal of material. ▶ Check regularly for spills and leaks. ▶ Clean up all spills immediately. ▶ No smoking, naked lights, ignition sources.
---------------------	----------------------------------------------------------------------------------------------------------------------------------------------------------------------------------------------------------------------------------------------------------------------------------------------------------------------------------------------------------

001 FILTRITE GRANULAR POOL CHLORINE

	<ul style="list-style-type: none"> ▶ Avoid all contact with any organic matter including fuel, solvents, sawdust, paper or cloth and other incompatible materials, as ignition may result. ▶ Avoid breathing dust or vapours and all contact with skin and eyes. ▶ Control personal contact with the substance, by using protective equipment. ▶ Contain and absorb spill with dry sand, earth, inert material or vermiculite. ▶ DO NOT use sawdust as fire may result. ▶ Scoop up solid residues and seal in labelled drums for disposal. ▶ Neutralise/decontaminate area.
Major Spills	<ul style="list-style-type: none"> ▶ Clear area of personnel and move upwind. ▶ Alert Fire Brigade and tell them location and nature of hazard. ▶ May be violently or explosively reactive. ▶ Wear full body protective clothing with breathing apparatus. ▶ Prevent, by any means available, spillage from entering drains or water courses. ▶ No smoking, flames or ignition sources. ▶ Increase ventilation. ▶ Contain spill with sand, earth or other clean, inert materials. ▶ NEVER USE organic absorbents such as sawdust, paper or cloth. ▶ Use spark-free and explosion-proof equipment. ▶ Collect any recoverable product into labelled containers for possible recycling. ▶ Avoid contamination with organic matter to prevent subsequent fire and explosion. ▶ DO NOT mix fresh with recovered material. ▶ Collect residues and seal in labelled drums for disposal. ▶ Wash area and prevent runoff into drains. ▶ Decontaminate equipment and launder all protective clothing before storage and re-use. ▶ If contamination of drains or waterways occurs advise emergency services.

Personal Protective Equipment advice is contained in Section 8 of the SDS.

SECTION 7 Handling and storage

Precautions for safe handling

Safe handling	<p>Product is moisture sensitive; handle under a dry, inert gas. Nitrogen with less than 5 ppm each of moisture and oxygen is recommended For oxidisers, including peroxides.</p> <ul style="list-style-type: none"> · Avoid personal contact and inhalation of dust, mist or vapours. · Provide adequate ventilation. · Always wear protective equipment and wash off any spillage from clothing. · Keep material away from light, heat, flammables or combustibles. · Keep cool, dry and away from incompatible materials. · Avoid physical damage to containers. · DO NOT repack or return unused portions to original containers. Withdraw only sufficient amounts for immediate use. · Use only minimum quantity required. · Avoid using solutions of peroxides in volatile solvents. Solvent evaporation should be controlled to avoid dangerous concentration of the peroxide. · Do NOT allow oxidisers to contact iron or compounds of iron, cobalt, or copper, metal oxide salts, acids or bases. · Do NOT use metal spatulas to handle oxidisers · Do NOT use glass containers with screw cap lids or glass stoppers. · Store peroxides at the lowest possible temperature, consistent with their solubility and freezing point. · CAUTION: Do NOT store liquids or solutions of peroxides at a temperature below that at which the oxidiser freezes or precipitates. <p>Peroxides, in particular, in this form are extremely shock and heat-sensitive. Refrigerated storage of peroxides must ONLY be in explosion-proof units.</p> <ul style="list-style-type: none"> · The hazards and consequences of fires and explosions during synthesis and use of oxidisers is widely recognised; spontaneous or induced decomposition may culminate in a variety of ways, ranging from moderate gassing to spontaneous ignition or explosion. The heat released from spontaneous decomposition of an energy-rich compound causes a rise in the surrounding temperature; the temperature will rise until thermal balance is established or until the material heats to decomposition, · The most effective means for minimising the consequences of an accident is to limit quantities to a practical minimum. Even gram-scale explosions can be serious. Once ignited the burning of peroxides cannot be controlled and the area should be evacuated. · Unless there is compelling reason to do otherwise, peroxide concentration should be limited to 10% (or less with vigorous reactants). <p>Peroxide concentration is rarely as high as 1% in the reaction mixture of polymerisation or other free-radical reactions, · Oxidisers should be added slowly and cautiously to the reaction medium. This should be completed prior to heating and with good agitation.</p> <ul style="list-style-type: none"> · Addition oxidisers to the hot monomer is extremely dangerous. A violent reaction (e.g., fire or explosion) can result from inadvertent mixing of promoters (frequently used with peroxides in polymerisation systems) with full-strength oxidisers · Organic peroxides are very sensitive to contamination (especially heavy-metal compounds, metal oxide salts, alkaline materials including amines, strong acids, and many varieties of dust and dirt). This can initiate rapid, uncontrolled decomposition of peroxides and possible generation of intense heat, fire or explosion. The consequences of accidental contamination from returning withdrawn material to the storage container can be disastrous. · When handling NEVER smoke, eat or drink. · Always wash hands with soap and water after handling. · Use only good occupational work practice. · Observe manufacturer's storage and handling recommendations contained within this MSDS.
Other information	<ul style="list-style-type: none"> ▶ Store in original containers. ▶ Keep containers securely sealed as supplied. ▶ Store in a cool, well ventilated area. ▶ Keep dry. ▶ Store under cover and away from sunlight. ▶ Store away from flammable or combustible materials, debris and waste. Contact may cause fire or violent reaction. ▶ Store away from incompatible materials and foodstuff containers. ▶ DO NOT stack on wooden floors or pallets. ▶ Protect containers from physical damage. ▶ Check regularly for leaks. ▶ Observe manufacturer's storage and handling recommendations contained within this SDS. <p>Consider storage under inert gas. In addition, Goods of Class 5.1, packing group II should be:</p> <ul style="list-style-type: none"> ▶ stored in piles so that ▶ the height of the pile does not exceed 1 metre ▶ the maximum quantity in a pile or building does not exceed 1000 tonnes unless the area is provided with automatic fire extinguishers ▶ the maximum height of a pile does not exceed 3 metres where the room is provided with automatic fire extinguishers or 2 meters if not. ▶ the minimum distance between piles is not less than 2 metres where the room is provided with automatic fire extinguishers or 3 meters if not. ▶ the minimum distance to walls is not less than 1 metre.

- ▶ **DO NOT** store near acids, or oxidising agents

Conditions for safe storage, including any incompatibilities

Suitable container	<p>Liquid inorganic hypochlorites shall not be transported in unlined metal drums. Inner packagings shall be fitted with vented closures and plastics drums and carboys shall have vented closures or be performance tested to a minimum of 250 kPa. All non-vented packagings shall be filled so that the ullage is at least 10% at 21-25 deg.C. Vented packagings may be filled to an ullage not less than 5% at 21-25 deg.C, provided that this ullage does not result in leakage from, nor distortion of, the packaging.</p> <ul style="list-style-type: none"> ▶ Glass container is suitable for laboratory quantities ▶ DO NOT repack. Use containers supplied by manufacturer only. <p>For low viscosity materials</p> <ul style="list-style-type: none"> ▶ Drums and jerricans must be of the non-removable head type. ▶ Where a can is to be used as an inner package, the can must have a screwed enclosure. <p>For materials with a viscosity of at least 2680 cSt. (23 deg. C) and solids:</p> <ul style="list-style-type: none"> ▶ Removable head packaging and ▶ cans with friction closures may be used. <p>-</p> <p>Where combination packages are used, and the inner packages are of glass, there must be sufficient inert cushioning material in contact with inner and outer packages *.</p> <p>-</p> <p>In addition, where inner packagings are glass and contain liquids of packing group I and II there must be sufficient inert absorbent to absorb any spillage *.</p> <p>-</p> <p>* unless the outer packaging is a close fitting moulded plastic box and the substances are not incompatible with the plastic.</p>
Storage incompatibility	<ul style="list-style-type: none"> ▶ Contact with acids produces toxic fumes <p>Chlorine:</p> <ul style="list-style-type: none"> ▶ is a strong oxidiser ▶ reacts explosively with acetylene, boron, diborane, or other boron hydrides at ordinary temperatures ▶ forms easily ignited, sensitive explosive mixtures with gases and vapours such as anhydrous ammonia, benzene, butane, ethane, ethylene, fluorine, hydrocarbons, formaldehyde, hydrogen, hydrogen bromide, hydrogen chloride, oxygen, propane, propene in the presence of heat, hot surfaces, welding arc, sparks, strong sunlight, UV light, or a catalyst such as mercury oxide ▶ contact with 2-carboxymethylisothiuronium chloride or s-ethylisothiuronium hydrogen sulfate may form nitrogen trichloride. a dangerous explosive ▶ reacts violently with combustible materials, reducing agents, acetylene, molten aluminium (ignites on contact with the gas), alcohols, arsenic compounds, arsine, bismuth, boron, calcium compounds, carbon, diethylzinc, dimethylformamide, ether, ethyl phosphine, fluorine, germanium, hydrocarbons, hydrazine, hydrogen sulfide, hydroxylamine, iridium, lithium, lithium acetylde, magnesium, magnesium oxide, magnesium phosphide, mercury sulfide, methyl vinyl ether, metal carbides, molybdenum trioxide, potassium acetylde, sodium acetylde, sulfamic, sulfur dioxide, triethylborane and many other substances ▶ forms explosive mixtures with gasoline and petroleum products, such as mineral oil, greases, phosphorus, silicones, turpentine, finely divided metals, organic compounds ▶ in its liquid form reacts explosively with carbon disulfide, linseed oil, propylene, rubber, wax, white phosphorus ▶ attacks some plastics and coatings ▶ may cause dangerous fires in contact with hot solid metals (especially steel - iron/ chlorine fire can cause the bursting of storage containers) ▶ when moist (150 ppm in water) is extremely corrosive to most metals especially in the presence of heat. ▶ reacts with water to give hydrogen chloride, with carbon monoxide to form phosgene, and with sulfur dioxide to give sulfuryl chloride <p>Chlorine storage areas shall be separated from anhydrous ammonia storage areas by a vapour path of at least 10 meters</p> <ul style="list-style-type: none"> ▶ Inorganic peroxy compounds are potent oxidisers that pose fire or explosive hazards when in contact with ordinary combustible materials. ▶ Inorganic peroxides react with organic compounds to generate organic peroxide and hydroperoxide products that react violently with reducing agents. ▶ Inorganic oxidising agents can react with reducing agents to generate heat and products that may be gaseous (causing pressurization of closed containers). The products may themselves be capable of further reactions (such as combustion in the air). ▶ Organic compounds in general have some reducing power and can in principle react with compounds in this class. Actual reactivity varies greatly with the identity of the organic compound. ▶ Inorganic oxidising agents can react violently with active metals, cyanides, esters, and thiocyanates. ▶ Peroxides, in contact with inorganic cobalt and copper compounds, iron and iron compounds, acetone, metal oxide salts and acids and bases can react with rapid, uncontrolled decomposition, leading to fires and explosions. ▶ Inorganic reducing agents react with oxidizing agents to generate heat and products that may be flammable, combustible, or otherwise reactive. Their reactions with oxidizing agents may be violent. ▶ Incidents involving interaction of active oxidants and reducing agents, either by design or accident, are usually very energetic and examples of so-called redox reactions. ▶ Presence of rust (iron oxide) or other metal oxides catalyses decomposition of inorganic hypochlorites. ▶ Contact with water can cause heating and decomposition giving off chlorine and oxygen gases. Solid hypochlorites in contact with water or moisture may generate sufficient heat to ignite combustible materials. Thermal decomposition can be sustained in the absence of oxygen. ▶ Contact with acids produces toxic fumes of chlorine. ▶ Bottles of strong sodium hypochlorite solution (10-14% available chlorine) burst in storage due to failure of the cap designed to vent oxygen slowly during storage. A hot summer may have exacerbated the situation. Vent caps should be checked regularly (using full personal protection) and hypochlorites should not be stored in direct sunlight or at temperatures exceeding 18 deg. C ▶ Anhydrous solid hypochlorite may decompose violently on heating or if subject to friction. ▶ Inorganic hypochlorites reacts violently with many incompatible materials including fuels, oils, wood, paper, etc. which become readily ignitable. Avoid contact with peroxides glycerine, lubricating oil, combustibles, amines, solvents, charcoal, metal oxides and salts, copper, mercaptan, sulfur, organic sulfides, turpentine. ▶ Contact of hypochlorites with nitromethane, alcohols, glycerol, phenol or diethylene glycol monomethyl ether results in ignition. ▶ Ammonia or primary aliphatic or aromatic amines may react with hypochlorites to form N-mono- or di-chloramines which are explosively unstable (but less so than nitrogen trichloride). Contact in drains between effluents containing ammonium salts and hypochlorites and acid lead to the formation of nitrogen trichloride which decomposed explosively. Whilst cleaning a brewery tank, reaction between an acidified ammonium sulfate cleaning preparation and sodium hypochlorite, lead nitrogen chloride formation and violent explosion ▶ Interaction of ethyleneimine (aziridine) with hypochlorites gives an explosive N-chloro compound ▶ Interaction of metal hypochlorites with nitrogenous materials may lead to the formation of nitrogen trichloride with explosive decomposition. ▶ Metal oxides catalyse the oxygen decomposition of the hypochlorite. ▶ Heating with carbon under confinement can result in explosion. Explosive interaction has occurred with carbonised food residues. After an attempt to clean these using bleach, and after heating, sodium chlorate appears to have been formed with consequent violent explosion ▶ Removal of formic acid from industrial waste streams with sodium hypochlorite solutions produced explosion at 55 deg. C. ▶ Explosions following reaction with methanol are attributed to formation of methyl hypochlorite. ▶ When finely divided materials such as sugar, wood dust and paper are contaminated with hypochlorite solution they burn more readily when dry. ▶ Calcium hypochlorite with over 60% "active" chlorine ignites on contact with lubricating oils, damp sulfur, organic thiols or sulfides ▶ Incompatible with sanitising bowl cleaners containing bisulfites.

001 FILTRITE GRANULAR POOL CHLORINE

- Contact with acids produces toxic fumes of chlorine
 - ▶ Avoid any contamination of this material as it is very reactive and any contamination is potentially hazardous
 - ▶ Segregate from alcohol, water.
 - ▶ **NOTE:** May develop pressure in containers; open carefully. Vent periodically.
 - ▶ Avoid storage with reducing agents.

SECTION 8 Exposure controls / personal protection

Control parameters

Occupational Exposure Limits (OEL)

INGREDIENT DATA

Source	Ingredient	Material name	TWA	STEL	Peak	Notes
Australia Exposure Standards	chlorine	Chlorine	Not Available	Not Available	1 ppm / 3 mg/m3	Not Available

Emergency Limits

Ingredient	TEEL-1	TEEL-2	TEEL-3
calcium hypochlorite, hydrated	2.6 mg/m3	28 mg/m3	170 mg/m3
chlorine	Not Available	Not Available	Not Available


Ingredient	Original IDLH	Revised IDLH
calcium hypochlorite, hydrated	Not Available	Not Available
chlorine	10 ppm	Not Available

Occupational Exposure Banding

Ingredient	Occupational Exposure Band Rating	Occupational Exposure Band Limit
calcium hypochlorite, hydrated	E	≤ 0.01 mg/m ³

Notes: Occupational exposure banding is a process of assigning chemicals into specific categories or bands based on a chemical's potency and the adverse health outcomes associated with exposure. The output of this process is an occupational exposure band (OEB), which corresponds to a range of exposure concentrations that are expected to protect worker health.

Exposure controls

	<p>Engineering controls are used to remove a hazard or place a barrier between the worker and the hazard. Well-designed engineering controls can be highly effective in protecting workers and will typically be independent of worker interactions to provide this high level of protection. The basic types of engineering controls are:</p> <p>Process controls which involve changing the way a job activity or process is done to reduce the risk.</p> <p>Enclosure and/or isolation of emission source which keeps a selected hazard "physically" away from the worker and ventilation that strategically "adds" and "removes" air in the work environment. Ventilation can remove or dilute an air contaminant if designed properly. The design of a ventilation system must match the particular process and chemical or contaminant in use.</p> <p>Employers may need to use multiple types of controls to prevent employee overexposure.</p> <ul style="list-style-type: none"> ▶ Local exhaust ventilation is required where solids are handled as powders or crystals; even when particulates are relatively large, a certain proportion will be powdered by mutual friction. ▶ If in spite of local exhaust an adverse concentration of the substance in air could occur, respiratory protection should be considered. <p>Such protection might consist of:</p> <p>(a): particle dust respirators, if necessary, combined with an absorption cartridge;</p> <p>(b): filter respirators with absorption cartridge or canister of the right type;</p> <p>(c): fresh-air hoods or masks.</p> <p>Air contaminants generated in the workplace possess varying "escape" velocities which, in turn, determine the "capture velocities" of fresh circulating air required to effectively remove the contaminant.</p> <table border="1" data-bbox="383 1411 1484 1545"> <thead> <tr> <th>Type of Contaminant:</th> <th>Air Speed:</th> </tr> </thead> <tbody> <tr> <td>direct spray, spray painting in shallow booths, drum filling, conveyer loading, crusher dusts, gas discharge (active generation into zone of rapid air motion)</td> <td>1-2.5 m/s (200-500 f/min.)</td> </tr> <tr> <td>grinding, abrasive blasting, tumbling, high speed wheel generated dusts (released at high initial velocity into zone of very high rapid air motion).</td> <td>2.5-10 m/s (500-2000 f/min.)</td> </tr> </tbody> </table> <p>Within each range the appropriate value depends on:</p> <table border="1" data-bbox="383 1579 1141 1736"> <thead> <tr> <th>Lower end of the range</th> <th>Upper end of the range</th> </tr> </thead> <tbody> <tr> <td>1: Room air currents minimal or favourable to capture</td> <td>1: Disturbing room air currents</td> </tr> <tr> <td>2: Contaminants of low toxicity or of nuisance value only.</td> <td>2: Contaminants of high toxicity</td> </tr> <tr> <td>3: Intermittent, low production.</td> <td>3: High production, heavy use</td> </tr> <tr> <td>4: Large hood or large air mass in motion</td> <td>4: Small hood-local control only</td> </tr> </tbody> </table> <p>Simple theory shows that air velocity falls rapidly with distance away from the opening of a simple extraction pipe. Velocity generally decreases with the square of distance from the extraction point (in simple cases). Therefore the air speed at the extraction point should be adjusted, accordingly, after reference to distance from the contaminating source. The air velocity at the extraction fan, for example, should be a minimum of 4-10 m/s (800-2000 f/min) for extraction of crusher dusts generated 2 metres distant from the extraction point. Other mechanical considerations, producing performance deficits within the extraction apparatus, make it essential that theoretical air velocities are multiplied by factors of 10 or more when extraction systems are installed or used.</p>	Type of Contaminant:	Air Speed:	direct spray, spray painting in shallow booths, drum filling, conveyer loading, crusher dusts, gas discharge (active generation into zone of rapid air motion)	1-2.5 m/s (200-500 f/min.)	grinding, abrasive blasting, tumbling, high speed wheel generated dusts (released at high initial velocity into zone of very high rapid air motion).	2.5-10 m/s (500-2000 f/min.)	Lower end of the range	Upper end of the range	1: Room air currents minimal or favourable to capture	1: Disturbing room air currents	2: Contaminants of low toxicity or of nuisance value only.	2: Contaminants of high toxicity	3: Intermittent, low production.	3: High production, heavy use	4: Large hood or large air mass in motion	4: Small hood-local control only
Type of Contaminant:	Air Speed:																
direct spray, spray painting in shallow booths, drum filling, conveyer loading, crusher dusts, gas discharge (active generation into zone of rapid air motion)	1-2.5 m/s (200-500 f/min.)																
grinding, abrasive blasting, tumbling, high speed wheel generated dusts (released at high initial velocity into zone of very high rapid air motion).	2.5-10 m/s (500-2000 f/min.)																
Lower end of the range	Upper end of the range																
1: Room air currents minimal or favourable to capture	1: Disturbing room air currents																
2: Contaminants of low toxicity or of nuisance value only.	2: Contaminants of high toxicity																
3: Intermittent, low production.	3: High production, heavy use																
4: Large hood or large air mass in motion	4: Small hood-local control only																
<p>Individual protection measures, such as personal protective equipment</p>																	
<p>Eye and face protection</p>	<ul style="list-style-type: none"> ▶ Chemical goggles. ▶ Full face shield may be required for supplementary but never for primary protection of eyes. ▶ Contact lenses may pose a special hazard; soft contact lenses may absorb and concentrate irritants. A written policy document, describing the wearing of lenses or restrictions on use, should be created for each workplace or task. This should include a review of lens absorption and adsorption for the class of chemicals in use and an account of injury experience. Medical and first-aid personnel should be trained in their removal and suitable equipment should be readily available. In the event of chemical exposure, begin eye irrigation immediately and remove contact lens as soon as practicable. Lens should be removed at the first signs of eye redness or 																

001 FILTRITE GRANULAR POOL CHLORINE

	irritation - lens should be removed in a clean environment only after workers have washed hands thoroughly. [CDC NIOSH Current Intelligence Bulletin 59], [AS/NZS 1336 or national equivalent]
Skin protection	See Hand protection below
Hands/feet protection	<ul style="list-style-type: none"> ▶ Wear chemical protective gloves, e.g. PVC. ▶ Wear safety footwear or safety gumboots, e.g. Rubber <p>NOTE:</p> <ul style="list-style-type: none"> ▶ The material may produce skin sensitisation in predisposed individuals. Care must be taken, when removing gloves and other protective equipment, to avoid all possible skin contact. ▶ Contaminated leather items, such as shoes, belts and watch-bands should be removed and destroyed. <p>The selection of suitable gloves does not only depend on the material, but also on further marks of quality which vary from manufacturer to manufacturer. Where the chemical is a preparation of several substances, the resistance of the glove material can not be calculated in advance and has therefore to be checked prior to the application.</p> <p>The exact break through time for substances has to be obtained from the manufacturer of the protective gloves and has to be observed when making a final choice.</p> <p>Personal hygiene is a key element of effective hand care. Gloves must only be worn on clean hands. After using gloves, hands should be washed and dried thoroughly. Application of a non-perfumed moisturiser is recommended.</p> <p>Suitability and durability of glove type is dependent on usage. Important factors in the selection of gloves include:</p> <ul style="list-style-type: none"> · frequency and duration of contact, · chemical resistance of glove material, · glove thickness and · dexterity <p>Select gloves tested to a relevant standard (e.g. Europe EN 374, US F739, AS/NZS 2161.1 or national equivalent).</p> <ul style="list-style-type: none"> · When prolonged or frequently repeated contact may occur, a glove with a protection class of 5 or higher (breakthrough time greater than 240 minutes according to EN 374, AS/NZS 2161.10.1 or national equivalent) is recommended. · When only brief contact is expected, a glove with a protection class of 3 or higher (breakthrough time greater than 60 minutes according to EN 374, AS/NZS 2161.10.1 or national equivalent) is recommended. · Some glove polymer types are less affected by movement and this should be taken into account when considering gloves for long-term use. · Contaminated gloves should be replaced. <p>As defined in ASTM F-739-96 in any application, gloves are rated as:</p> <ul style="list-style-type: none"> · Excellent when breakthrough time > 480 min · Good when breakthrough time > 20 min · Fair when breakthrough time < 20 min · Poor when glove material degrades <p>For general applications, gloves with a thickness typically greater than 0.35 mm, are recommended.</p> <p>It should be emphasised that glove thickness is not necessarily a good predictor of glove resistance to a specific chemical, as the permeation efficiency of the glove will be dependent on the exact composition of the glove material. Therefore, glove selection should also be based on consideration of the task requirements and knowledge of breakthrough times.</p> <p>Glove thickness may also vary depending on the glove manufacturer, the glove type and the glove model. Therefore, the manufacturers technical data should always be taken into account to ensure selection of the most appropriate glove for the task.</p> <p>Note: Depending on the activity being conducted, gloves of varying thickness may be required for specific tasks. For example:</p> <ul style="list-style-type: none"> · Thinner gloves (down to 0.1 mm or less) may be required where a high degree of manual dexterity is needed. However, these gloves are only likely to give short duration protection and would normally be just for single use applications, then disposed of. · Thicker gloves (up to 3 mm or more) may be required where there is a mechanical (as well as a chemical) risk i.e. where there is abrasion or puncture potential <p>Gloves must only be worn on clean hands. After using gloves, hands should be washed and dried thoroughly. Application of a non-perfumed moisturiser is recommended.</p> <ul style="list-style-type: none"> ▶ DO NOT wear cotton or cotton-backed gloves. ▶ DO NOT wear leather gloves. ▶ Promptly hose all spills off leather shoes or boots or ensure that such footwear is protected with PVC over-shoes.
Body protection	See Other protection below
Other protection	<ul style="list-style-type: none"> ▶ Overalls. ▶ PVC Apron. ▶ PVC protective suit may be required if exposure severe. ▶ Eyewash unit. ▶ Ensure there is ready access to a safety shower. ▶ Some plastic personal protective equipment (PPE) (e.g. gloves, aprons, overshoes) are not recommended as they may produce static electricity. ▶ For large scale or continuous use wear tight-weave non-static clothing (no metallic fasteners, cuffs or pockets). ▶ Non sparking safety or conductive footwear should be considered. Conductive footwear describes a boot or shoe with a sole made from a conductive compound chemically bound to the bottom components, for permanent control to electrically ground the foot an shall dissipate static electricity from the body to reduce the possibility of ignition of volatile compounds. Electrical resistance must range between 0 to 500,000 ohms. Conductive shoes should be stored in lockers close to the room in which they are worn. Personnel who have been issued conductive footwear should not wear them from their place of work to their homes and return.

Recommended material(s)

GLOVE SELECTION INDEX

Glove selection is based on a modified presentation of the: "Forsberg Clothing Performance Index".

The effect(s) of the following substance(s) are taken into account in the **computer-generated** selection:
001 FILTRITE GRANULAR POOL CHLORINE

Material	CPI
BUTYL/NEOPRENE	A
NEOPRENE	A
NITRILE	A
SARANEX-23	A
VITON/NEOPRENE	A
PE	B

* CPI - Chemwatch Performance Index

A: Best Selection

B: Satisfactory; may degrade after 4 hours continuous immersion

C: Poor to Dangerous Choice for other than short term immersion

NOTE: As a series of factors will influence the actual performance of the glove, a final selection must be based on detailed observation. -

Respiratory protection

Type B-P Filter of sufficient capacity. (AS/NZS 1716 & 1715, EN 143:2000 & 149:2001, ANSI Z88 or national equivalent)

Required Minimum Protection Factor	Half-Face Respirator	Full-Face Respirator	Powered Air Respirator
up to 10 x ES	B P1 Air-line*	- -	B PAPR-P1 -
up to 50 x ES	Air-line**	B P2	B PAPR-P2
up to 100 x ES	-	B P3 Air-line*	-
100+ x ES	-	Air-line**	B PAPR-P3

* - Negative pressure demand ** - Continuous flow

A(All classes) = Organic vapours, B AUS or B1 = Acid gasses, B2 = Acid gas or hydrogen cyanide(HCN), B3 = Acid gas or hydrogen cyanide(HCN), E = Sulfur dioxide(SO2), G = Agricultural chemicals, K = Ammonia(NH3), Hg = Mercury, NO = Oxides of nitrogen, MB = Methyl bromide, AX = Low boiling point organic compounds(below 65 degC)

Respirators may be necessary when engineering and administrative controls do not adequately prevent exposures.

* Where the glove is to be used on a short term, casual or infrequent basis, factors such as "feel" or convenience (e.g. disposability), may dictate a choice of gloves which might otherwise be unsuitable following long-term or frequent use. A qualified practitioner should be consulted.

- The decision to use respiratory protection should be based on professional judgment that takes into account toxicity information, exposure measurement data, and frequency and likelihood of the worker's exposure - ensure users are not subject to high thermal loads which may result in heat stress or distress due to personal protective equipment (powered, positive flow, full face apparatus may be an option).
- Published occupational exposure limits, where they exist, will assist in determining the adequacy of the selected respiratory protection. These may be government mandated or vendor recommended.
- Certified respirators will be useful for protecting workers from inhalation of particulates when properly selected and fit tested as part of a complete respiratory protection program.
- Where protection from nuisance levels of dusts are desired, use type N95 (US) or type P1 (EN143) dust masks. Use respirators and components tested and approved under appropriate government standards such as NIOSH (US) or CEN (EU)
- Use approved positive flow mask if significant quantities of dust becomes airborne.
- Try to avoid creating dust conditions.

Where significant concentrations of the material are likely to enter the breathing zone, a Class P3 respirator may be required.

Class P3 particulate filters are used for protection against highly toxic or highly irritant particulates.

Filtration rate: Filters at least 99.95% of airborne particles

Suitable for:

- Relatively small particles generated by mechanical processes eg. grinding, cutting, sanding, drilling, sawing.
- Sub-micron thermally generated particles e.g. welding fumes, fertilizer and bushfire smoke.

· Biologically active airborne particles under specified infection control applications e.g. viruses, bacteria, COVID-19, SARS

· Highly toxic particles e.g. Organophosphate Insecticides, Radionuclides, Asbestos

Note: P3 Rating can only be achieved when used with a Full Face Respirator or Powered Air-Purifying Respirator (PAPR). If used with any other respirator, it will only provide filtration protection up to a P2 rating.

76b-p)

SECTION 9 Physical and chemical properties

Information on basic physical and chemical properties

Appearance	White solid with pungent, chlorine odour; soluble in water and liberates chlorine gas. Moisture sensitive.		
Physical state	Divided Solid	Relative density (Water = 1)	2.1
Odour	Pungent	Partition coefficient n-octanol / water	Not Available
Odour threshold	Not Available	Auto-ignition temperature (°C)	Not Applicable
pH (as supplied)	Not Available	Decomposition temperature (°C)	Not Available
Melting point / freezing point (°C)	Not Available	Viscosity (cSt)	Not Applicable
Initial boiling point and boiling range (°C)	Not Applicable	Molecular weight (g/mol)	Not Applicable
Flash point (°C)	Not Applicable	Taste	Not Available
Evaporation rate	Not Available	Explosive properties	Not Available
Flammability	Not Applicable	Oxidising properties	Not Available
Upper Explosive Limit (%)	Not Applicable	Surface Tension (dyn/cm or mN/m)	Not Applicable
Lower Explosive Limit (%)	Not Applicable	Volatile Component (%vol)	Not Available
Vapour pressure (kPa)	Not Applicable	Gas group	Not Available
Solubility in water	Reacts	pH as a solution (1%)	11.5 (5%)
Vapour density (Air = 1)	Not Available	VOC g/L	Not Available

SECTION 10 Stability and reactivity

Reactivity	See section 7
Chemical stability	<ul style="list-style-type: none"> ▶ Unstable in the presence of incompatible materials. ▶ Product is considered stable under normal handling conditions. ▶ Prolonged exposure to heat. ▶ Hazardous polymerisation will not occur. ▶ Presence of elevated temperatures.
Possibility of hazardous reactions	See section 7
Conditions to avoid	See section 7
Incompatible materials	See section 7
Hazardous decomposition products	See section 5

SECTION 11 Toxicological information

Information on toxicological effects

001 FILTRITE GRANULAR POOL CHLORINE

Inhaled	<p>Persons with impaired respiratory function, airway diseases and conditions such as emphysema or chronic bronchitis, may incur further disability if excessive concentrations of particulate are inhaled.</p> <p>If prior damage to the circulatory or nervous systems has occurred or if kidney damage has been sustained, proper screenings should be conducted on individuals who may be exposed to further risk if handling and use of the material result in excessive exposures.</p> <p>Chlorine vapour is extremely irritating to the airways and lungs, causing coughing, choking, breathing difficulty, chest pain, headache, vomiting, fluid accumulation in the lungs, chest infection and loss of consciousness. Effects may be delayed. Long term exposure (at workplace) may lead to corrosion of the teeth, irritate the linings of the nose and may increase the likelihood of developing tuberculosis. Recent studies have not confirmed these findings. Very low concentrations may irritate the eyes, nose and throat and cause the above reactions.</p>
Ingestion	<p>Accidental ingestion of the material may be harmful; animal experiments indicate that ingestion of less than 150 gram may be fatal or may produce serious damage to the health of the individual.</p> <p>The material can produce chemical burns within the oral cavity and gastrointestinal tract following ingestion.</p> <p>Swallowing hypochlorites may cause burning in the mouth and throat, abdominal cramps, nausea, vomiting, diarrhea, pain, inflammation of the mouth and stomach, low blood pressure, shock, confusion and delirium. Severe poisonings may lead to convulsion, coma and death.</p> <p>Hypochlorites irritate the mouth, throat and stomach; the hypochlorous acid liberated in the stomach can cause tearing of the stomach wall, with bleeding, and can be fatal.</p>
Skin Contact	<p>The material can produce chemical burns following direct contact with the skin.</p> <p>Open cuts, abraded or irritated skin should not be exposed to this material</p> <p>Contact may cause severe itchiness, skin lesions and mild eczema. Exudation and sloughing may occur. Two patients were reported with chronic allergic dermatitis of the hand, related to sensitization to sodium hypochlorite as the active component of laundry bleach.</p> <p>Solution of material in moisture on the skin, or perspiration, may markedly increase skin corrosion and accelerate tissue destruction</p> <p>Entry into the blood-stream, through, for example, cuts, abrasions or lesions, may produce systemic injury with harmful effects. Examine the skin prior to the use of the material and ensure that any external damage is suitably protected.</p>
Eye	<p>The material can produce chemical burns to the eye following direct contact. Vapours or mists may be extremely irritating.</p> <p>If applied to the eyes, this material causes severe eye damage.</p> <p>Hypochlorite in pool water at concentrations of 1 ppm chlorine or less is non irritating to eyes if the pH is higher than 7.2 (slightly alkaline); At lower pH sensation of stinging, smarting of eyes with transient reddening may occur but generally no injury.</p> <p>Eye contact with a 5% hypochlorite solution may produce a temporary burning discomfort and slight irritation of the epithelium of the cornea, but without injury.</p>
Chronic	<p>Repeated or prolonged exposure to corrosives may result in the erosion of teeth, inflammatory and ulcerative changes in the mouth and necrosis (rarely) of the jaw. Bronchial irritation, with cough, and frequent attacks of bronchial pneumonia may ensue.</p> <p>There has been some concern that this material can cause cancer or mutations but there is not enough data to make an assessment.</p> <p>Substance accumulation, in the human body, may occur and may cause some concern following repeated or long-term occupational exposure.</p> <p>There is limited evidence that, skin contact with this product is more likely to cause a sensitisation reaction in some persons compared to the general population.</p> <p>Long term exposure to high dust concentrations may cause changes in lung function i.e. pneumoconiosis, caused by particles less than 0.5 micron penetrating and remaining in the lung.</p> <p>Reduced breathing capacity may result from chronic low level exposure to chlorine gas. Chronic poisoning may result in cough, severe chest pains, sore throat and blood in the phlegm. Moderate to severe exposures over 3 years produced decreased lung capacity in a number of workers.</p> <p>Delayed effects can include shortness of breath, violent headaches, lung swelling and pneumonia.</p> <p>Chloralkali workers exposed over many years showed fatigue, and a modest increase in anxiety and dizziness. There may be an increase in white blood cell and decrease in red blood cell count.</p>

001 FILTRITE GRANULAR POOL CHLORINE	TOXICITY	IRRITATION
	Not Available	Not Available
calcium hypochlorite, hydrated	TOXICITY	IRRITATION
	Oral (Rat) LD50: 850 mg/kg ^[2]	Not Available
chlorine	TOXICITY	IRRITATION
	Dermal (rabbit) LD50: >10000 mg/kg ^[1]	Eye: adverse effect observed (irritating) ^[1]
	Inhalation (Rat) LC50: 143.803 ppm4h ^[1]	Skin: adverse effect observed (irritating) ^[1]
	Oral (Rat) LD50: >237 mg/kg ^[1]	
Legend:	1. Value obtained from Europe ECHA Registered Substances - Acute toxicity 2. Value obtained from manufacturer's SDS. Unless otherwise specified data extracted from RTECS - Register of Toxic Effect of chemical Substances	

CALCIUM HYPOCHLORITE, HYDRATED	<p>No significant acute toxicological data identified in literature search.</p> <p>Hypochlorite salts are classified by IARC as Group 3: NOT classifiable as to its carcinogenicity to humans.</p> <p>Evidence of carcinogenicity may be inadequate or limited in animal testing.</p>
CALCIUM HYPOCHLORITE, HYDRATED & CHLORINE	<p>Asthma-like symptoms may continue for months or even years after exposure to the material ends. This may be due to a non-allergic condition known as reactive airways dysfunction syndrome (RADS) which can occur after exposure to high levels of highly irritating compound. Main criteria for diagnosing RADS include the absence of previous airways disease in a non-atopic individual, with sudden onset of persistent asthma-like symptoms within minutes to hours of a documented exposure to the irritant. Other criteria for diagnosis of RADS include a reversible airflow pattern on lung function tests, moderate to severe bronchial hyperreactivity on methacholine challenge testing, and the lack of minimal lymphocytic inflammation, without eosinophilia. RADS (or asthma) following an irritating inhalation is an infrequent disorder with rates related to the concentration of and duration of exposure to the irritating substance. On the other hand, industrial bronchitis is a disorder that occurs as a result of exposure due to high concentrations of irritating substance (often particles) and is completely reversible after exposure ceases. The disorder is characterized by difficulty breathing, cough and mucus production.</p>

Acute Toxicity	✓	Carcinogenicity	✗
Skin Irritation/Corrosion	✓	Reproductivity	✗
Serious Eye Damage/Irritation	✓	STOT - Single Exposure	✗
Respiratory or Skin sensitisation	✗	STOT - Repeated Exposure	✗
Mutagenicity	✗	Aspiration Hazard	✗

Legend: ✗ – Data either not available or does not fill the criteria for classification
 ✓ – Data available to make classification

Continued...

001 FILTRITE GRANULAR POOL CHLORINE

SECTION 12 Ecological information

Toxicity

001 FILTRITE GRANULAR POOL CHLORINE	Endpoint	Test Duration (hr)	Species	Value	Source
	Not Available	Not Available	Not Available	Not Available	Not Available

calcium hypochlorite, hydrated	Endpoint	Test Duration (hr)	Species	Value	Source
	EC50	48h	Crustacea	0.157-0.186mg/L	4
	EC50	96h	Algae or other aquatic plants	6.11mg/L	4
	EC50	72h	Algae or other aquatic plants	0.221-0.305mg/L	4
	NOEC(ECx)	24h	Fish	<0.01mg/l	1
	LC50	96h	Fish	0.016-0.033mg/l	4

chlorine	Endpoint	Test Duration (hr)	Species	Value	Source
	EC50	48h	Crustacea	<0.005mg/l	1
	EC50	96h	Algae or other aquatic plants	~0.1~0.4mg/l	2
	EC50	72h	Algae or other aquatic plants	0.018mg/l	2
	EC50(ECx)	48h	Crustacea	<0.005mg/l	1
	LC50	96h	Fish	0.014mg/l	4

Legend: *Extracted from 1. IUCLID Toxicity Data 2. Europe ECHA Registered Substances - Ecotoxicological Information - Aquatic Toxicity 4. US EPA, Ecotox database - Aquatic Toxicity Data 5. ECETOC Aquatic Hazard Assessment Data 6. NITE (Japan) - Bioconcentration Data 7. METI (Japan) - Bioconcentration Data 8. Vendor Data*

Very toxic to aquatic organisms, may cause long-term adverse effects in the aquatic environment.

DO NOT discharge into sewer or waterways.

Persistence and degradability

Ingredient	Persistence: Water/Soil	Persistence: Air
calcium hypochlorite, hydrated	LOW	LOW

Bioaccumulative potential

Ingredient	Bioaccumulation
calcium hypochlorite, hydrated	LOW (LogKOW = -0.8694)

Mobility in soil

Ingredient	Mobility
calcium hypochlorite, hydrated	LOW (Log KOC = 14.3)

SECTION 13 Disposal considerations

Waste treatment methods



Product / Packaging disposal
<ul style="list-style-type: none"> ▶ Containers may still present a chemical hazard/ danger when empty. ▶ Return to supplier for reuse/ recycling if possible. <p>Otherwise:</p> <ul style="list-style-type: none"> ▶ If container can not be cleaned sufficiently well to ensure that residuals do not remain or if the container cannot be used to store the same product, then puncture containers, to prevent re-use, and bury at an authorised landfill. ▶ Where possible retain label warnings and SDS and observe all notices pertaining to the product. <p>Legislation addressing waste disposal requirements may differ by country, state and/ or territory. Each user must refer to laws operating in their area. In some areas, certain wastes must be tracked.</p> <p>A Hierarchy of Controls seems to be common - the user should investigate:</p> <ul style="list-style-type: none"> ▶ Reduction ▶ Reuse ▶ Recycling ▶ Disposal (if all else fails) <p>This material may be recycled if unused, or if it has not been contaminated so as to make it unsuitable for its intended use. Shelf life considerations should also be applied in making decisions of this type. Note that properties of a material may change in use, and recycling or reuse may not always be appropriate. In most instances the supplier of the material should be consulted.</p> <ul style="list-style-type: none"> ▶ DO NOT allow wash water from cleaning or process equipment to enter drains. ▶ It may be necessary to collect all wash water for treatment before disposal. ▶ In all cases disposal to sewer may be subject to local laws and regulations and these should be considered first. ▶ Where in doubt contact the responsible authority. <p>For small quantities of oxidising agent:</p> <ul style="list-style-type: none"> ▶ Cautiously acidify a 3% solution to pH 2 with sulfuric acid. ▶ Gradually add a 50% excess of sodium bisulfite solution with stirring. ▶ Add a further 10% sodium bisulfite. ▶ If no further reaction occurs (as indicated by a rise in temperature) cautiously add more acid. ▶ Recycle wherever possible. ▶ Consult manufacturer for recycling options or consult local or regional waste management authority for disposal if no suitable treatment or disposal facility can be identified. ▶ Treat and neutralise at an approved treatment plant. Treatment should involve: Mixing or slurring in water; Neutralisation followed by: burial in a land-fill specifically licensed to accept chemical and / or pharmaceutical wastes or Incineration in a licensed apparatus (after admixture with suitable combustible material)

Continued...

► Decontaminate empty containers. Observe all label safeguards until containers are cleaned and destroyed.

SECTION 14 Transport information

Labels Required

	
Marine Pollutant	
HAZCHEM	1W

Land transport (ADG)

14.1. UN number or ID number	2880	
14.2. UN proper shipping name	CALCIUM HYPOCHLORITE, HYDRATED, with not less than 5.5% but not more than 16% water.; CALCIUM HYPOCHLORITE, HYDRATED MIXTURE, with not less than 5.5% but not more than 16% water	
14.3. Transport hazard class(es)	Class	5.1
	Subsidiary Hazard	Not Applicable
14.4. Packing group	II	
14.5. Environmental hazard	Environmentally hazardous	
14.6. Special precautions for user	Special provisions	314 322
	Limited quantity	1 kg

Air transport (ICAO-IATA / DGR)

14.1. UN number	2880	
14.2. UN proper shipping name	Calcium hypochlorite, hydrated mixture with $\geq 5.5\%$ but $\leq 16\%$ water; Calcium hypochlorite, hydrated with $\geq 5.5\%$ but $\leq 16\%$ water	
14.3. Transport hazard class(es)	ICAO/IATA Class	5.1
	ICAO / IATA Subsidiary Hazard	Not Applicable
	ERG Code	5L
14.4. Packing group	II	
14.5. Environmental hazard	Environmentally hazardous	
14.6. Special precautions for user	Special provisions	A3 A8 A136 A803
	Cargo Only Packing Instructions	562
	Cargo Only Maximum Qty / Pack	25 kg
	Passenger and Cargo Packing Instructions	558
	Passenger and Cargo Maximum Qty / Pack	5 kg
	Passenger and Cargo Limited Quantity Packing Instructions	Y544
	Passenger and Cargo Limited Maximum Qty / Pack	2.5 kg

Sea transport (IMDG-Code / GGVSee)

14.1. UN number	2880	
14.2. UN proper shipping name	CALCIUM HYPOCHLORITE, HYDRATED MIXTURE with not less than 5.5% but not more than 16% water; CALCIUM HYPOCHLORITE, HYDRATED with not less than 5.5% but not more than 16% water	
14.3. Transport hazard class(es)	IMDG Class	5.1
	IMDG Subsidiary Hazard	Not Applicable
14.4. Packing group	II	
14.5. Environmental hazard	Marine Pollutant	
14.6. Special precautions for user	EMS Number	F-H , S-Q
	Special provisions	314 322
	Limited Quantities	1 kg

14.7.1. Transport in bulk according to Annex II of MARPOL and the IBC code

Not Applicable

14.7.2. Transport in bulk in accordance with MARPOL Annex V and the IMSBC Code

Continued...

Product name	Group
calcium hypochlorite, hydrated	Not Available
chlorine	Not Available

14.7.3. Transport in bulk in accordance with the IGC Code

Product name	Ship Type
calcium hypochlorite, hydrated	Not Available
chlorine	Not Available

SECTION 15 Regulatory information

Safety, health and environmental regulations / legislation specific for the substance or mixture

calcium hypochlorite, hydrated is found on the following regulatory lists

Australia Hazardous Chemical Information System (HCIS) - Hazardous Chemicals
 Australia Standard for the Uniform Scheduling of Medicines and Poisons (SUSMP) - Schedule 5
 Australia Standard for the Uniform Scheduling of Medicines and Poisons (SUSMP) - Schedule 6
 Australian Inventory of Industrial Chemicals (AIIC)
 International Agency for Research on Cancer (IARC) - Agents Classified by the IARC Monographs - Not Classified as Carcinogenic

chlorine is found on the following regulatory lists

Australia Hazardous Chemical Information System (HCIS) - Hazardous Chemicals
 Australia Standard for the Uniform Scheduling of Medicines and Poisons (SUSMP) - Schedule 5
 Australia Standard for the Uniform Scheduling of Medicines and Poisons (SUSMP) - Schedule 6
 Australia Standard for the Uniform Scheduling of Medicines and Poisons (SUSMP) - Schedule 7
 Australian Inventory of Industrial Chemicals (AIIC)

Additional Regulatory Information

Not Applicable

National Inventory Status

National Inventory	Status
Australia - AIIC / Australia Non-Industrial Use	Yes
Canada - DSL	Yes
Canada - NDSL	No (calcium hypochlorite, hydrated; chlorine)
China - IECSC	Yes
Europe - EINEC / ELINCS / NLP	Yes
Japan - ENCS	No (chlorine)
Korea - KECI	Yes
New Zealand - NZIoC	Yes
Philippines - PICCS	Yes
USA - TSCA	Yes
Taiwan - TCSI	Yes
Mexico - INSQ	Yes
Vietnam - NCI	Yes
Russia - FBEPH	Yes
Legend:	Yes = All CAS declared ingredients are on the inventory No = One or more of the CAS listed ingredients are not on the inventory. These ingredients may be exempt or will require registration.

SECTION 16 Other information

Revision Date	22/09/2023
Initial Date	19/09/2023

Other information

Ingredients with multiple cas numbers

Name	CAS No
calcium hypochlorite, hydrated	22464-76-2, 7778-54-3, 283157-58-4

Classification of the preparation and its individual components has drawn on official and authoritative sources as well as independent review by the Chemwatch Classification committee using available literature references.

The SDS is a Hazard Communication tool and should be used to assist in the Risk Assessment. Many factors determine whether the reported Hazards are Risks in the workplace or other settings. Risks may be determined by reference to Exposures Scenarios. Scale of use, frequency of use and current or available engineering controls must be considered.

Definitions and abbreviations

- ▶ PC - TWA: Permissible Concentration-Time Weighted Average
- ▶ PC - STEL: Permissible Concentration-Short Term Exposure Limit
- ▶ IARC: International Agency for Research on Cancer
- ▶ ACGIH: American Conference of Governmental Industrial Hygienists
- ▶ STEL: Short Term Exposure Limit
- ▶ TEEL: Temporary Emergency Exposure Limit,

001 FILTRITE GRANULAR POOL CHLORINE

- ▶ IDLH: Immediately Dangerous to Life or Health Concentrations
- ▶ ES: Exposure Standard
- ▶ OSF: Odour Safety Factor
- ▶ NOAEL: No Observed Adverse Effect Level
- ▶ LOAEL: Lowest Observed Adverse Effect Level
- ▶ TLV: Threshold Limit Value
- ▶ LOD: Limit Of Detection
- ▶ OTV: Odour Threshold Value
- ▶ BCF: BioConcentration Factors
- ▶ BEI: Biological Exposure Index
- ▶ DNEL: Derived No-Effect Level
- ▶ PNEC: Predicted no-effect concentration

- ▶ AIIIC: Australian Inventory of Industrial Chemicals
- ▶ DSL: Domestic Substances List
- ▶ NDSL: Non-Domestic Substances List
- ▶ IECSC: Inventory of Existing Chemical Substance in China
- ▶ EINECS: European INventory of Existing Commercial chemical Substances
- ▶ ELINCS: European List of Notified Chemical Substances
- ▶ NLP: No-Longer Polymers
- ▶ ENCS: Existing and New Chemical Substances Inventory
- ▶ KECI: Korea Existing Chemicals Inventory
- ▶ NZIoC: New Zealand Inventory of Chemicals
- ▶ PICCS: Philippine Inventory of Chemicals and Chemical Substances
- ▶ TSCA: Toxic Substances Control Act
- ▶ TCSI: Taiwan Chemical Substance Inventory
- ▶ INSQ: Inventario Nacional de Sustancias Químicas
- ▶ NCI: National Chemical Inventory
- ▶ FBEPH: Russian Register of Potentially Hazardous Chemical and Biological Substances

This document is copyright.

Apart from any fair dealing for the purposes of private study, research, review or criticism, as permitted under the Copyright Act, no part may be reproduced by any process without written permission from CHEMWATCH.

TEL (+61 3) 9572 4700.

001 FILTRITE GRANULAR POOL CHLORINE